



VHF AND UHF TRANSCEIVERS

IC-F1000T

VHF transceiver with full keypad

IC-F1000S

VHF transceiver with simple keypad

IC-F1000

VHF transceiver without LCD and front keypad

IC-F2000T

UHF transceiver with full keypad

IC-F2000S

UHF transceiver with simple keypad

IC-F2000

UHF transceiver without LCD and front keypad

Compact, Slim Dimensions IP67 Waterproofing and Full of Useful Features

IP67 Waterproof and Dust-tight Protection

The IC-F1000 series has a 24.5mm slim depth with IP67 waterproof casing. The transceiver can withstand 1m depth of water for 30 minutes. Its dust-tight construction prevents the ingress of powder dust, sand, mud and other objects.

Enhanced Emergency with Built-in Motion Sensor

With a built-in motion sensor, the IC-F1000 series can detect its position, state of motion and non-motion and can send an emergency signal. The motion function detects if the transceiver is moving or shaking, for example, during a chase. The lone worker and man down functions are programmable.

Easy to Hear in a Noisy Environment

The large 36mm speaker of the transceiver provides clear companded 800 mW* audio. The built-in BTL amplifier doubles the audio output power and delivers loud and intelligible voice to a radio operator working in noisy environments.

* Typical with internal speaker

Inversion Voice Scrambler

The built-in inversion voice scrambler provides secure conversation. Up to 16 codes are selectable.

14 Hours of Operating Time with Supplied Waterproof Battery

The supplied waterproof Li-Ion battery pack, BP-279 (7.2V DC, 1485mAh), provides 14 hours* of operating time.

* Tx:Rx:Standby=5:5:90. Power save function ON.

Quiet Stand-by and More

The IC-F1000 series has built-in 2-Tone, 5-Tone, CTCSS and DTCS signaling capabilities for group communication and selective calling.

MDC 1200 Compatible

The following MDC features are programmable.

- PTT ID • Emergency (No ACK transmission)
- Radio check (RX only) • Stun/Revive (RX only)
- Transmit status messages (LCD types only)
- 100 alias table (LCD types only)

Channel Announcement

When you rotate the channel knob, the radio announces the channel number. Convenient for making radio adjustments without having to look at the radio.

Other Features

- 8 DTMF autodial memories
- BIIS PTT ID and emergency call
- "Shift key" function increases number of programmable key assignments
- Surveillance function • Escalating alarm
- Optional HM-168LWP, waterproof speaker-mic



IC-F2000T

IC-F1000
(with optional stubby antenna)



Limited functions.

VHF AND UHF TRANSCEIVERS IC-F1000/T/S • IC-F2000/T/S

SPECIFICATIONS

	IC-F1000/S/T	IC-F2000/S/T
GENERAL		
Frequency coverage	136–174MHz	335–400MHz (EXP), 400–470MHz (EXP/EUR), 450–520MHz (EXP)
Number of channels	IC-F1000/F2000 IC-F1000T/S, F2000T/S	16 channels 128 channels
Type of emission	EXP EUR	16K0F3E/11K0F3E (25/12.5kHz) 16K0F3E/14K0F3E/11K0F3E (25/20/12.5kHz)
Power supply requirement	7.5V DC	
Current drain (typical)		
Tx High	1.3A	1.3A
Rx Max. audio/Standby	330mA (Internal SP)/77mA	300mA (Internal SP)/80mA
Antenna impedance	50Ω	
Operating temperature range	EXP EUR –30°C to +60°C (Radio only) –25°C to +55°C (Radio only)	
Dimensions (W×H×D) (Projections not included)	52.2×111.8×24.5mm (With BP-279)	
Weight (approx.)	240g (With BP-279)	
TRANSMITTER		
Output power (at 7.2V DC)	5W, 2W, 1W (Hi, L2, L1)	4W, 2W, 1W (Hi, L2, L1)
Max. frequency deviation	± 5.0kHz/±4.0kHz/±2.5kHz (Wide/Middle/Narrow)	
Frequency stability	±2.5ppm	
Spurious emissions	EXP EUR 70dB min. 0.25μW (≤ 1GHz), 1.0μW (> 1GHz)	
FM Hum and noise	EXP EUR 46/40dB typ. (Wide/Narrow, without CCITT filter) 45/43/40dB min. (W/M/N, with CCITT filter)	
Residual modulations	1.0%/1.0%/1.5% typ. (Wide/Middle/Narrow)	
Audio harmonic distortion (AF 1kHz 40% deviation)		
Ext. microphone connector	3-conductor 2.5 (d) mm (1/16")/2.2kΩ	
RECEIVER		
Sensitivity	EXP EUR 0.25μV typ. (at 12dB SINAD) –4dBμV typ. emf (at 20dB SINAD)	
Adjacent channel selectivity	70/70/40dB min. (Wide/Middle/Narrow)	
Spurious response	70dB min.	
Intermodulation	EXP EUR 74dB typ. 65dB min.	
Hum and noise	EXP (With CCITT filter) EUR (Without CCITT) 51/45dB typ. (W/N) 45/43/40dB min. (W/M/N)	
Audio output power	Internal SP (With 12Ω load) External SP (With 8Ω load) 800mW typ. (at 5% distortion) 400mW typ. (at 5% distortion)	
Ext. speaker connector	2-conductor 3.5 (d) mm (1/8")/8Ω	

Measurements made in accordance with EN 300-086 (EUR) or TIA-603 (EXP). All stated specifications are subject to change without notice or obligation.

Applicable U.S. Military Specifications & IP Rating

Standard	MIL 810G	
	Method	Procedure
Low Pressure	500.5	I, II
High Temperature	501.5	I, II
Low Temperature	502.5	I, II
Temperature Shock	503.5	I-C
Solar Radiation	505.5	I
Rain Blowing/Drip	506.5	I, III
Humidity	507.5	II
Salt Fog	509.5	–
Dust Blowing	510.5	I
Immersion	512.5	I
Vibration	514.6	I
Shock	516.6	I, IV

Also meets equivalent MIL-STD-810-C, -D, -E and -F.

Ingress Protection Standard

Dust & Water IP67 (Dust-tight and waterproof protection)


OPTIONS

Some options may not be available in some countries. Please ask your dealer for details.




Battery packs	Type and capacity	Operating time*
BP-278	Li-Ion, 7.2V 1130mAh	10 hours (Approx.)
BP-279	Li-Ion, 7.2V 1485mAh	14 hours (Approx.)

* Tx: Rx: standby = 5:5:90. Power save function ON.






*1 BC-123SA for 120V AC. SE for 230V AC. SV for 240V AC.



Charges up to six BP-279 battery packs in 2.5 hours (approx.).



For use with BC-213 For use with BC-214



- STANDARD ANTENNAS**
- FA-SC25V : 136–150MHz
 - FA-SC55V : 150–174MHz
 - FA-SC25U : 400–430MHz
 - FA-SC57U : 430–470MHz
 - FA-SC72U : 470–520MHz
- CUT ANTENNAS**
- FA-SC61VC : 136–174MHz
 - FA-SC61UC : 380–520MHz
- HIGH GAIN ANTENNAS**
- FA-SC62V : 150–160MHz
 - FA-SC63V : 155–165MHz

- STUBBY ANTENNAS**
- FA-SC56VS : 150–162MHz
 - FA-SC57VS : 160–174MHz
 - FA-SC73US : 450–490MHz
- CHARGER ADAPTER**
- AD-130
- AD-130 charger adapter is supplied with the BC-214.

- Supplied accessories:** (May differ depending on version)
- Battery pack, BP-279
 - Desktop charger, BC-213
 - AC adapter, BC-123S
 - Belt clip, MB-133
 - Antenna



The "3D GENUINE Icom label" is attached to the rear chassis under the battery. Check the Icom website for details: <http://www.icom.co.jp/world/genuine-info/>

Icom, Icom Inc. and the Icom logo are registered trademarks of Icom Incorporated (Japan) in the United States, the United Kingdom, Germany, France, Spain, Russia, Japan and/or other countries. All trademarks are the properties of their respective holders.

Icom Inc. 1-1-32, Kami-minami, Hirano-ku, Osaka 547-0003, Japan Phone: +81 (06) 6793 5302 Fax: +81 (06) 6793 0013 www.icom.co.jp/world **Count on us!**

Icom America Inc.
12421 Willows Road NE,
Kirkland, WA 98034, U.S.A.
Phone : +1 (425) 454-8155
Fax : +1 (425) 454-1509
E-mail : sales@icomamerica.com
URL : <http://www.icomamerica.com>

 **TWO WAY RADIOS UK**
[HTTPS://TWOWAYRADIOSUK.CO.UK](https://twowayradiosuk.co.uk)
01782537000
Link House, 1880 Leek Road, Stoke on Trent ST2 7AH